



YES LED Back-Lit Panel

YES LED Back-Lit Panel, Select (3-Wattages + 3-CCT),
~117 lm/W, Damp Location Rated, Dimmable + Smart Ready

FEATURES

Lumen Output	2925 to 5850 lumens
Efficacy	~117 lm/W
Input Voltage	120-277V
Dimmable	0-10V Continuous
CCT	Select (3500K, 4000K, 5000K)
Size	2x2, 1x4, and 2x4
Warranty	7 Years

APPLICATIONS

Premium indoor luminaire suitable for general indoor commercial spaces, lobbies, offices, meeting rooms, schools, retail stores, restrooms, hallways, and work-stations.

CONSTRUCTION

Manufactured for durability using aluminum sheet housing with satin coating to resist corrosion, discoloration, and scratching. Damp Location rated.

ELECTRICAL

Input voltage 120-277V with 0-10V Continuous Dimming. Tunable 3-CCT (3500K, 4000K, 5000K) and Tunable 3-Wattage 2x2 and 1x4 (25W, 30W, 40W), 2x4 (30W, 40W, 50W). Operating temperatures -4°F to 122°F (-20°C to 50°C).

MOUNTING

Recessed T-Bar Ceiling Mount. Optional Surface Mount Kits and Flange Kits available.

OPTICS

Anti-UV Frosted Polycarbonate Lens.

EMERGENCY

Emergency Battery Backup Tunable, Select (10W, 15W, 20W) installed available.

LISTINGS

DLC listed. UL certified to meet US and Canadian standards. FCC, CE and RoHS compliant.

WARRANTY

7 year exclusive limited warranty. View complete product warranty information

Project:

Date:

Catalog No:

Prepared By:

2x2, 1x4, and 2x4 Tunable Models



TUNABLE

CORRELATED COLOR TEMPERATURES (CCT)

3500K

4000K

5000K





SPECIFICATIONS

ENERGY DATA

Input Voltage: 120-277V

Input Frequency: 50/60 Hz

Wattage: Select (25W, 30W, 40W), (30W, 40W, 50W)

Power Factor: >0.9

Total Harmonic Distortion (THD): 10%

Operating Temperature: -4°F to 122°F (-20°C to 50°C)

LIGHTING DATA

Lumens: Select (2925, 3510, 4680), (3510, 4680, 5850)

Lumens Per Watt: ~117 lm/W (Range: 110 lm/W to 123 lm/W)

Color Correlated Temperature (CCT): Select (3500K, 4000K, 5000K)

Dimmable: 0-10V

Color Rendering Index (CRI): >80

L70: 100000 hours

ORDERING INFORMATION

Model	Size	Wattage	Voltage	Lumens	Efficacy	CCT	Dimming	Color	Dimensions	Weight
YES-PLBT-22-40W	2x2	25W	0.21A@120V, 0.09A@277V	2925	~117 lm/W	3500K 4000K 5000K	0-10V	White	23.70"L x 23.70"W x 1.60"H	5.78 lbs
		30W	0.25A@120V, 0.11A@277V	3510						
		40W	0.33A@120V, 0.14A@277V	4680						
YES-PLBT-14-40W	1x4	25W	0.21A@120V, 0.09A@277V	2925	~117 lm/W	3500K 4000K 5000K	0-10V	White	47.80"L x 12.00"W x 1.60"H	6.00 lbs
		30W	0.25A@120V, 0.11A@277V	3510						
		40W	0.33A@120V, 0.14A@277V	4680						
YES-PLBT-24-50W	2x4	30W	0.25A@120V, 0.11A@277V	3510	~117 lm/W	3500K 4000K 5000K	0-10V	White	47.80"L x 23.70"W x 1.60"H	9.22 lbs
		40W	0.33A@120V, 0.14A@277V	4680						
		50W	0.42A@120V, 0.18A@277V	5850						

Mount	Emergency	
FK22	2x2 Flange Kit	BLD-AM20D-480800 INSTALLED - Emergency Battery Backup Tunable, Select (10W, 15W, 20W)
FK24	2x4 Flange Kit	
FPSMK22	2x2 Surface Mount Kit	
FPSMK24	2x4 Surface Mount Kit	

ORDERING GUIDE

YES	PLBT	22	40W	FK22	BLD-AM20D-480800
YES	Group	Size	Wattage	Mount	Emergency

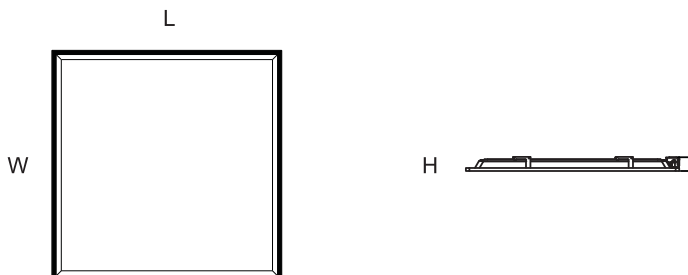




PHYSICAL DIMENSIONS


2x2 Models

23.70"L x 23.70"W x 1.60"H




1x4 Models

47.80"L x 12.00"W x 1.60"H



2x4 Models

47.80"L x 23.70"W x 1.60"H



YES-PLBT-22-40W

